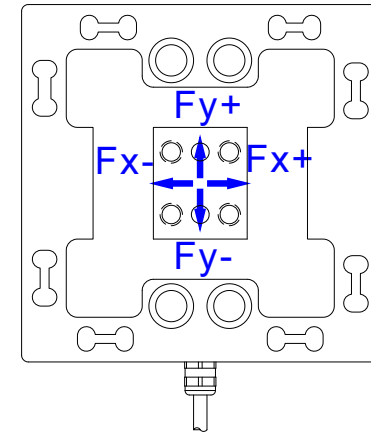


Dimensions in "mm"

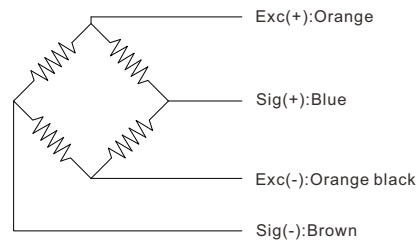


Force direction

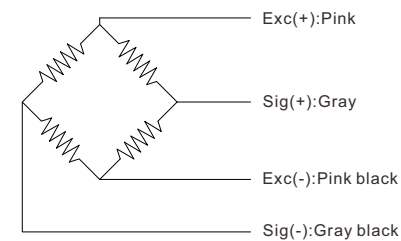


Wiring Diagram

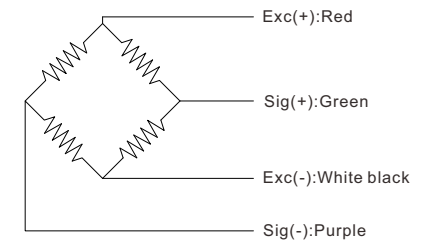
X-axis



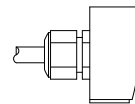
Y-axis



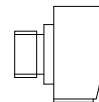
Z-axis



Cable outlet



Standard(With direct cable outlet)



Optional (Disconnectable cable with mating connector)

--- Specifications ---

Capacity	2/3/5/10/20/30/50 kN (Refer to ordering code)		
Rated Output	1.0 mV/V	Crosstalk	<3% of F.S.
Excitation	3~15V	Operating Temp.	-10...+60°C
Zero Balance	±0.05mV/V	Temp. Shift Zero	±0.03% of R.O./°C
Nonlinearity	±0.3% of R.O.	Temp. Shift Span	±0.02% of R.O./°C
Hysteresis	±0.3% of R.O.	Input Resistance	700±100Ω
Nonrepeatability	±0.1% of R.O.	Output Resistance	700±100Ω
Creep(5min)	±0.05% of R.O.	Insulation Resistance	>2000MΩ(50V)
Safe Overload	150% of F.S.	Ingress Protection	IP65
Ultimate Overload	200% of F.S.	Material of Element	Refer to ordering code
Cable	Ø6 3000mm 12-pin shielded cable(Longer cable available) *		
R.O.=Rated Output F.S.=Full Scale			

Ordering code

Part No.		Capacity	
Alloy steel F3J	Stainless steel F3H	F _x =F _y	F _z
F3J-2kN	F3H-2kN	2kN	2kN
F3J-2k-2k-3k	F3H-2k-2k-3k		3kN
F3J-3kN	F3H-3kN	3kN	3kN
F3J-3k-3k-5k	F3H-3k-3k-5k		5kN
F3J-5kN	F3H-5kN	5kN	5kN
F3J-5k-5k-10k	F3H-5k-5k-10k		10kN
F3J-10kN	F3H-10kN	10kN	10kN
F3J-10k-10k-20k	F3H-10k-10k-20k		20kN
F3J-20kN	F3H-20kN	20kN	20kN
F3J-20k-20k-30k	F3H-20k-20k-30k		30kN
F3J-30kN	F3H-30kN	30kN	30kN
F3J-30k-30k-50k	F3H-30k-30k-50k		50kN
F3J-50kN	F3H-50kN	50kN	50kN

■ Consult us for disconnectable connector or longer cable

• Subject to change without notice