

HS-422T Accelerometer

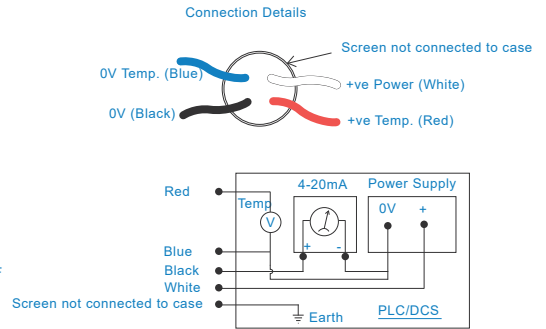
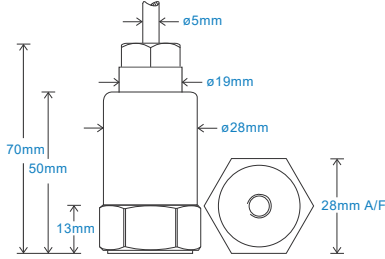
4-20mA acceleration and temperature output via PUR Cable

Key Features

- For use with PLC/DCS systems
- Temperature output
- Waterproof
- Resistant to oil

Industries

Building services, Pulp and Paper,
Mining, Metals, Utilities, Automotive,
Water, Pharmaceutical



Technical Performance

Mounted Base Resonance	10kHz min
Acceleration Ranges	see: 'How To Order' table $\pm 10\%$ Nominal 80Hz at 22°C
Frequency Response	10Hz (600cpm) to 5kHz (300kcpm) $\pm 5\%$ - ISO10816
Isolation	Base isolated
Range	see: 'How To Order' table
Temperature Output	10mV/°C - 0-1V proportional to 0-100°C (to convert this to 4-20mA use the HS-540 module)
Transverse Sensitivity	Less than 5%

Mechanical

Case Material	Stainless Steel
Sensing Element/Construction	PZT/Compression
Mounting Torque	8Nm
Weight	150gms (nominal)
Maximum Cable Length	1000 metres
Standard Cable Length	5 metres
Screened Cable	PUR - length to be specified with order
Mounting Threads	see: 'How To Order' table
Submersible Depth	100 metres max. (10 bar)

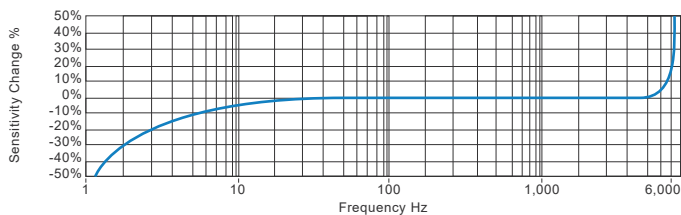
Electrical

Current Output	4-20mA DC proportional to acceleration
Supply Voltage	15-30 Volts DC (for 4-20mA)
Settling Time	2 seconds
Output Impedance	Loop Resistance 600 Ohms max. at 24 Volts
Case Isolation	$>10^8$ Ohms at 500 Volts

Environmental

Operating Temperature Range	-25 to 90°C
Sealing	IP68
Maximum Shock	5000g
EMC	EN61326-1:2013

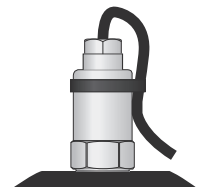
Typical Frequency Response



Applications

Fans, Motors, Pumps, Compressors,
Centrifuges, Conveyors, Air Handlers,
Gearboxes, Rolls, Dryers, Presses,
Cooling, VAC, Spindles, Machine Tooling,
Process Equipment

Vibration sensor should be firmly fixed to a flat surface
(spot face surface may be needed to be produced and
cable anchored to sensor body.)



How To Order

Product Prefix HS - Hansford Sensors		Product Series 422 - Industrial Vibration Sensor				Cable Length (if integral cable) QXX - length specified in metres									
H	S	4	2	2	T	X	X	X	X	X	X	X	Q	X	X
Extra Options (if required) F - Filtered L - 316L Stainless Steel S - 90° Side Exit T - Temperature Output P - Peak Range PP - Peak to Peak Range						Acceleration Range (RMS unless specified) 001 - 0-1g 002 - 0-2g 005 - 0-5g 010 - 0-10g 100 - 0-100g			Cable/Connector 01 - PUR 54 - M12			Mounting Threads 01 - ¼-28" UNF Female 02 - ¼-28" UNF Male 05 - Quick Fit Female 06 - M6 x 1mm Male 08 - M8 x 1.25mm Male 10 - M10 x 1.5mm Male			



www.hansfordsensors.com
sales@hansfordsensors.com



We reserve the right to alter the specification of this product without prior notice
TS153.9



HS-422T Accelerometer

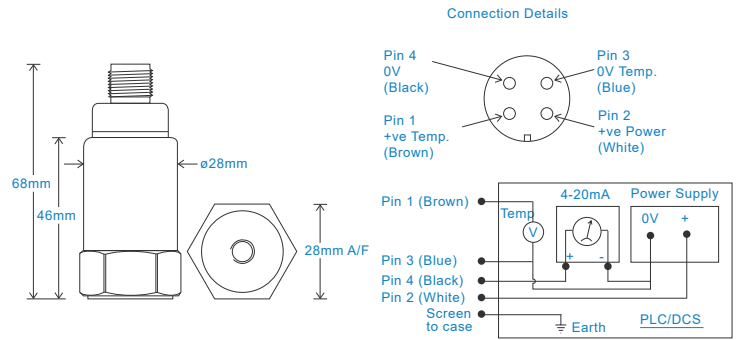
4-20mA acceleration and temperature output via M12 Connector

Key Features

- 4-20mA acceleration output
- For use with PLC/DCS systems
- Temperature output

Industries

Building services, Pulp and Paper,
Mining, Metals, Utilities, Automotive,
Water, Pharmaceutical



Technical Performance

Mounted Base Resonance	10kHz min
Acceleration Ranges	see: 'How To Order' table $\pm 10\%$ Nominal 80Hz at 22°C
Frequency Response	10Hz (600cpm) to 5kHz (300kcpm) $\pm 5\%$ - ISO10816
Isolation	Base isolated
Range	see: 'How To Order' table
Temperature Output	10mV/°C - 0-1V proportional to 0-100°C (to convert this to 4-20mA use the HS-540 module)
Transverse Sensitivity	Less than 5%

Mechanical

Case Material	Stainless Steel
Sensing Element/Construction	PZT/Compression
Mounting Torque	8Nm
Weight	150gms (nominal)
Screened Cable Assembly	HS-AC010 - straight HS-AC011 - right angle
Mounting Threads	see: 'How To Order' table

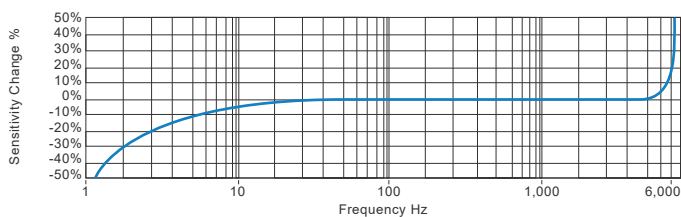
Electrical

Current Output	4-20mA DC proportional to acceleration
Supply Voltage	15-30 Volts DC (for 4-20mA)
Settling Time	2 seconds
Output Impedance	Loop Resistance 600 Ohms max. at 24 Volts
Case Isolation	>10 ⁸ Ohms at 500 Volts

Environmental

Operating Temperature Range	-25 to 90°C
Sealing	IP67
Maximum Shock	5000g
EMC	EN61326-1:2013

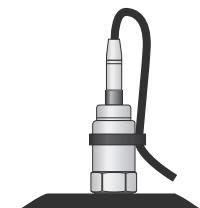
Typical Frequency Response



Applications

Fans, Motors, Pumps, Compressors,
Centrifuges, Conveyors, Air Handlers,
Gearboxes, Rolls, Dryers, Presses,
Cooling, VAC, Spindles, Machine Tooling,
Process Equipment

Vibration sensor should be firmly fixed to a flat surface
(spot face surface may be needed to be produced and
cable anchored to sensor body.)



How To Order

Product Prefix HS - Hansford Sensors		Product Series 422 - Industrial Vibration Sensor				Cable Length (if integral cable) QXX - length specified in metres									
H	S	4	2	2	T	X	X	X	X	X	X	X	Q	X	X
Extra Options (if required) F - Filtered L - 316L Stainless Steel S - 90° Side Exit T - Temperature Output P - Peak Range PP - Peak to Peak Range						Acceleration Range (RMS unless specified) 001 - 0-1g 002 - 0-2g 005 - 0-5g 010 - 0-10g 100 - 0-100g			Cable/Connector 01 - PUR 54 - M12			Mounting Threads 01 - ¼-28" UNF Female 02 - ¼-28" UNF Male 05 - Quick Fit Female 06 - M6 x 1mm Male 08 - M8 x 1.25mm Male 10 - M10 x 1.5mm Male			



www.hansfordsensors.com
sales@hansfordsensors.com



We reserve the right to alter the specification of this product without prior notice
TS078.7