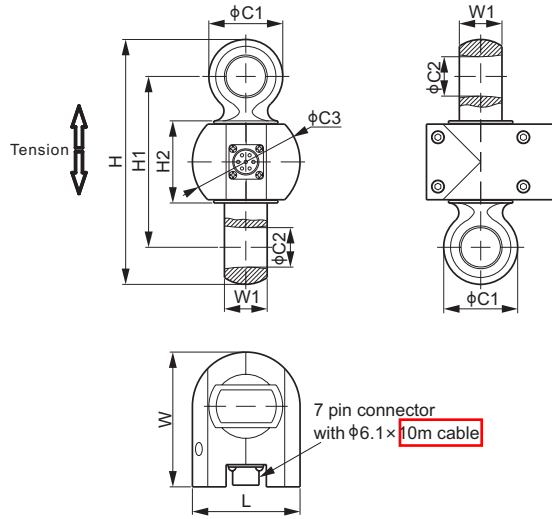


# 110RH; 110RH-ST

Alloy Steel; Patent Design



shackle은 제공되지 않습니다.



TENSION LINKS



## DIMENSIONS

RATED CAPACITY	C1	C2	C3	H	H1	H2	L	W	W1	권장 SHACKLE
<b>110RH:</b>										
<b>t/mm</b>										
0.5; 1; 2	30.0	14.0	43.0	102.0	68.0	38.0	43.0	63.0	15.0	TBX-2t
3	32.0	18.0	55.0	119.0	80.0	39.0	55.0	83.0	18.0	TBX-3.25t
5	45.0	24.0	66.0	153.0	104.0	50.0	66.0	82.0	26.0	TBX-5t
10	60.0	33.0	73.0	195.0	125.0	50.0	73.0	90.5	40.0	TBX-12.5t
20	75.0	41.0	82.0	225.0	145.0	53.0	82.0	110.0	53.0	TBX-21t
30	87.0	44.0	92.0	248.0	150.0	50.0	92.0	125.0	58.0	Crosby G-2140-30t or TBX-30t
50	115.0	62.0	130.0	331.0	206.0	74.0	130.0	159.5	79.0	Crosby G-2140-55t or TBX-50t
100	170.0	88.0	-	442.0	260.0	65.0	176.0	213.0	122.0	Crosby G-2140-120t or TBX-110t
<b>lb/inches (conversion of above dimensions)</b>										
1,102.3; 2,205.1; 4,409.2	1.18	0.55	1.69	4.02	2.68	1.50	1.69	2.48	0.59	TBX-2t
6,613.9	1.26	0.71	2.17	4.69	3.15	1.54	2.17	3.27	0.71	TBX-3.25t
11,023.1	1.77	0.94	2.60	6.02	4.09	1.97	2.60	3.23	1.02	TBX-5t
22,046.2	2.36	1.30	2.87	7.68	4.92	1.97	2.87	3.56	1.57	TBX-12.5t
44,092.5	2.95	1.61	3.23	8.86	5.71	2.09	3.23	4.33	2.09	TBX-21t
66,138.7	3.43	1.73	3.62	9.76	5.91	1.97	3.62	4.92	2.28	Crosby G-2140-30t or TBX-30t
110,231.1	4.53	2.44	5.12	13.03	8.11	2.91	5.12	6.28	3.11	Crosby G-2140-55t or TBX-50t
220,462.3	6.69	3.46	-	17.4	10.24	2.56	6.93	8.39	4.80	Crosby G-2140-120t or TBX-110t
<b>110RH-ST: 표준 크로스비 shackles 사용시 주문코드</b>										
<b>t/mm</b>										
0.5; 1; 2	33.0	18.0	43.0	110.0	74.0	38.0	43.0	63.0	18.0	Crosby G-2130-2t or SBX-2t or TBX-2.5t
3	35.0	21.0	55.0	129.0	88.0	39.0	55.0	83.0	25.0	Crosby G-2130-3.25t or SBX-3.25t
5	50.0	27.0	66.0	164.6	110.6	50.0	66.0	82.0	33.0	Crosby G-2130-6.5t or SBX-6.5t
10	63.0	37.0	73.0	205.0	135.0	50.0	73.0	90.5	41.0	Crosby G-2130-12t or SBX-12t
20	90.0	53.0	82.0	249.0	153.0	53.0	82.0	110.0	66.0	Crosby G-2130-25t or SBX-25t
<b>lb/inches (conversion of above dimensions)</b>										
1,102.3; 2,205.1; 4,409.2	1.30	0.71	1.69	4.33	2.91	1.50	1.69	2.48	0.71	Crosby G-2130-2t or SBX-2t or TBX-2.5t
6,613.9	1.38	0.83	2.17	5.08	3.46	1.54	2.17	3.27	0.98	Crosby G-2130-3.25t or SBX-3.25t
11,023.1	1.97	1.06	2.60	6.48	4.35	1.97	2.60	3.23	1.30	Crosby G-2130-6.5t or SBX-6.5t
22,046.2	2.48	1.46	2.87	8.07	5.31	1.97	2.87	3.56	1.61	Crosby G-2130-12t or SBX-12t
44,092.5	3.54	2.09	3.23	9.80	6.02	2.09	3.23	4.33	2.60	Crosby G-2130-25t or SBX-25t

SPECIFICATIONS			
Full Scale Output	2.0 mV/V ± 0.25%	Recommended Excitation	10V (15V Maximum)
Zero Balance	± 0.02 mV/V	Insulation Resistance	>2 [ 50V DC ] GΩ
Non-linearity	< ± 0.03%	Compensated Temperature Range	-10°C to 50°C / 14°F to 122°F
Repeatability	< ± 0.03%	Safe Overload	200% of full scale
Hysteresis Error	< ± 0.03%	Breaking Overload	500% of full scale
Creep in 30 min.	< ± 0.03%	Seal Type / IP Rating	Environmentally Sealed / IP67
Input Resistance	1100Ω ± 50	Cable Color Code	Exc+ Red      Exc- Black
Output Resistance	1000Ω ± 10		Sig+ Green    Sig- White
Element Material	Alloy Steel, Powder Coating		Sen+ Blue     Sen- Yellow
			Shield Bare

PART NUMBER**		
110RH	Part No.	Self Weight with Cable Approx. (kg)
Rated Capacity		
500kg	110RH-T2-500kg	0.8
1t	110RH-T2-1t	0.8
2t	110RH-T2-2t	0.8
3t	110RH-T2-3t	1.2
5t	110RH-T2-5t	2.1
10t	110RH-T2-10t	2.4
20t	110RH-T2-20t	4.4
30t	110RH-T2-30t	6.4
50t	110RH-T2-50t	13.9
100t	110RH-T2-100t	32.7

PART NUMBER**		
110RH-ST : 크로스비 shackles 사용시 주문코드		
단 shackle은 제공되지 않습니다.		
Rated Capacity	Part No.*	Self Weight with Cable Approx. (kg)
500kg	110RH-ST-T2-500kg	1.1
1t	110RH-ST-T2-1t	1.1
2t	110RH-ST-T2-2t	1.1
3t	110RH-ST-T2-3t	1.3
5t	110RH-ST-T2-5t	2.0
10t	110RH-ST-T2-10t	2.5
20t	110RH-ST-T2-20t	4.0

\*110RH-ST-XX는 표준 크로스비 shackles과 일치합니다.  
\*\* ATEX, FM, IECEx 승인 버전에는 "-Ex" 접미사가 붙습니다


### AVAILABLE OPTIONS


- 입력 저항 400Ω, 출력 저항 350Ω, IP65, 부품 번호는 110RH-xxt 또는 110RH-ST-xxt입니다.
- 입력 저항 1100Ω, 출력 저항 1000Ω, IP65, 부품 번호는 110RH-xxt-T1 또는 110RH-ST-xxt-T1입니다

OPTION: CASE-03 보관 CASE

보관 CASE  
CASE-03



 0.5t-3t: NTEP 1:3 000 Class III, Single Cell;  
NTEP 1:5 000 Class III, Multiple Cell;  
5t-50t: NTEP 1:3 000, up to 1:6 000 Class III, Single Cell and Multiple Cell

 1t-10t: OIML MAA C3, Y=15 000  
10t-50t: OIML MAA C3, up to C6, Y=13 500  
For further available P/N's & specifications per NTEP/OIML classes, please contact us.

# Product Datasheet Disclaimer

## **Information Changes:**

All product specifications, statements, information, and data (collectively, the “Information”) in this catalog or made available elsewhere by ANYLOAD are subject to change. Customers must verify the applicability of the Information at the time of order placement.

## **Accuracy and Reliability:**

While all Information is believed to be accurate and reliable, it is presented without guarantee, warranty, or responsibility of any kind, expressed or implied.

## **Laboratory Conditions:**

Data listed in the datasheet is produced within controlled laboratory settings and may not be reproducible without exact replication of all metrological conditions. Users must validate that a product with the described properties is suitable for their applications.

## **Interchangeability:**

Statements of interchangeability with other manufacturers are based on ANYLOAD’s knowledge at the time of publication and are not intended to constitute any warranty concerning the substitutability of an ANYLOAD product with one made by another Manufacturer.

## **Warranty Voidance:**

Any use of the product outside of specifications or any storage or installation inconsistent with product guidance voids any warranty.

## **Intended Use:**

The information is intended for use only by customers who have the requisite experience and capability to determine the correct products for their application. ANYLOAD provides technical advice without obligation or liability for the advice given or results obtained.

## **Component Failures:**

Although ANYLOAD designs and manufactures its products to stringent quality and safety standards, isolated component failures may still occur. Applications requiring high reliability or safety should employ suitable designs or safeguards to ensure that component failure does not result in personal injury or property damage.

## **High-Risk Applications:**

Unless specifically agreed to in writing, ANYLOAD has not tested or certified its products, services, or deliverables for use in high-risk applications (e.g., medical life support, nuclear facilities, weapon systems). ANYLOAD makes no assurances that the products are suitable for high-risk uses. Under no circumstances does ANYLOAD warrant or guarantee suitability for any customer design or manufacturing process.

Contact authorized ANYLOAD personnel for special terms and conditions regarding products designed for specific safety requirements.

## **Safety Measures:**

All product-related warnings, cautions, and notes must be observed. Customers should not assume that all safety measures are indicated or that other measures may not be required.

---

## **California Proposition 65:**

**⚠ WARNING:** Some products manufactured or distributed by ANYLOAD may contain trace amounts of chemicals known to the State of California to cause cancer, birth defects, or other reproductive harm. These substances are present in minimal quantities and are typically encapsulated within our products. This warning is provided to enable you to make informed decisions as a consumer.